


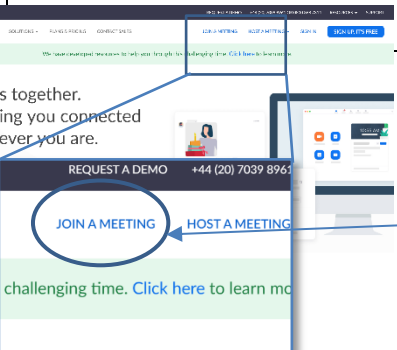


Easy Read Information
Produced by
Mencap Liverpool & Sefton

Last updated: Tuesday, 26
May 2020

How to join a Zoom meeting

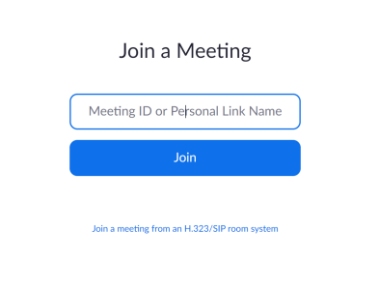
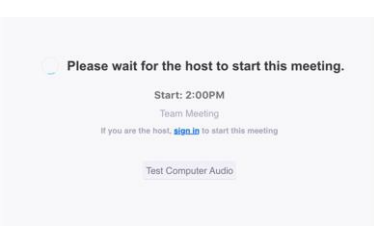
Using a computer or smartphone

	<p>Lots of people are using Zoom to keep in touch.</p>
	<p>Zoom is a way to have video chats with lots of other people. You can talk to lots of people all at the same time.</p>
	<p>If you are using a computer, type in Zoom.us in to your search bar on your internet browser</p>
	<p>The Zoom homepage looks like this Click on JOIN A MEETING at the top of the page</p>


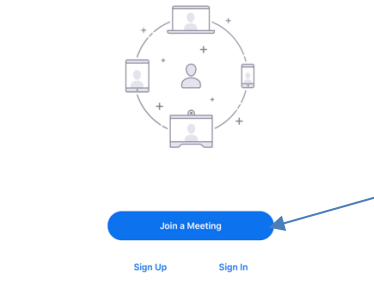
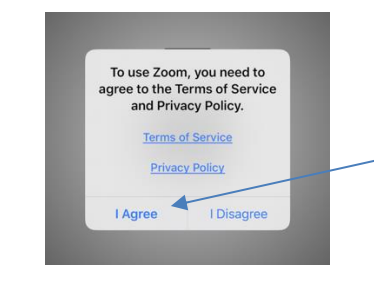
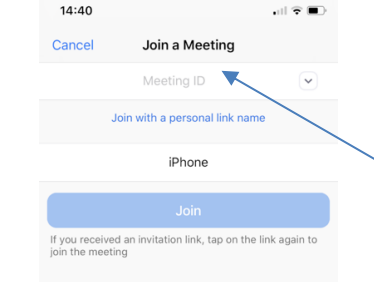
This information is produced for free. Please share it with anyone who might find it useful.
We are doing our best to make sure it is accurate and up-to-date.

Mencap Liverpool. Registered Office Address 9 Lydia Ann Street Liverpool L1 5PW.
Registered Charity Number 1004262. Company Limited by Guarantee 2146838 (England)

Please send any post to Mencap Liverpool & Sefton, 6-8 Mariners Road, Crosby, L23 6SX
For all our information about Corona Virus Outbreak, please visit: www.mencapliverpool.org.uk/covid19

	<p>You will need to type in the Meeting ID This is 9 numbers-..... The password is:</p>
	<p>If you join the meeting before the person who set it up, you might need to wait for them to log on.</p>

Using a smartphone

	<p>You can download Zoom in your app store. Zoom is free to download.</p>
	<p>When the app has downloaded, click to open it Click the join meeting button.</p>
	<p>This message will appear, Click on I Agree</p>
	<p>It will then ask you for a meeting ID number. The meeting ID is:-..... The password is:</p>