

# Writing a book

**My name is...**

**Today is...**

## 1. Have a look at some of your favourite illustrated books.

**What you like about these books?**

**Is there anything you didn't like about these books?**

## 2. Have a think about what you would like your story to be about.

There are lots of different sorts of stories such as:

- action
- fairy tales
- mystery
- poetry
- romance
- western

**What sort of story is your favourite?**



**3. Create a spider diagram with lots of ideas.**

Once you have thought of lots of ideas, choose your favourite.

**4. Write what your story title will be?**

**5. Where will your story be set?**

**6. Who are your characters?**

**Are they people or are they animals?**

**What are their names?**

**What do they look like?**

**What clothes do they wear?**

**What is their personality like?**

Are they very happy, very sad, ...

**What world do they live in?**

Is it the town, country, jungle, home, garden, sea, underground, space, giant world, tiny world or fairytale?

**Do they have a friend who helps them?**

**Is there a bad character?**

## 7. Develop your story

Write what happens at the beginning of the story

Describe your main character

What is the main challenge in the story?

Why is there a problem? Has something happened to your character or has something in their situation changed?

How does the problem get solved?

What is the ending?

## 8. Write your story

---

---

---

---

---

---

---

---

---

---



Lined writing area consisting of 25 horizontal lines.



---

---

---

---

---

---

---

---

---

---

---

---

---

---

---

---

---

---

---

---

---

---

---

---

---


---

---







## 11. Draw your cover picture

A large, empty rectangular box with a thin black border, intended for drawing a cover picture. The box occupies most of the page below the instruction.

## 12. Draw and colour in the book illustrations

Colour in your drawings - you can use coloured pencils, felt tips, paint or any other materials you enjoy using.





--	--

--	--



--	--

--	--

