

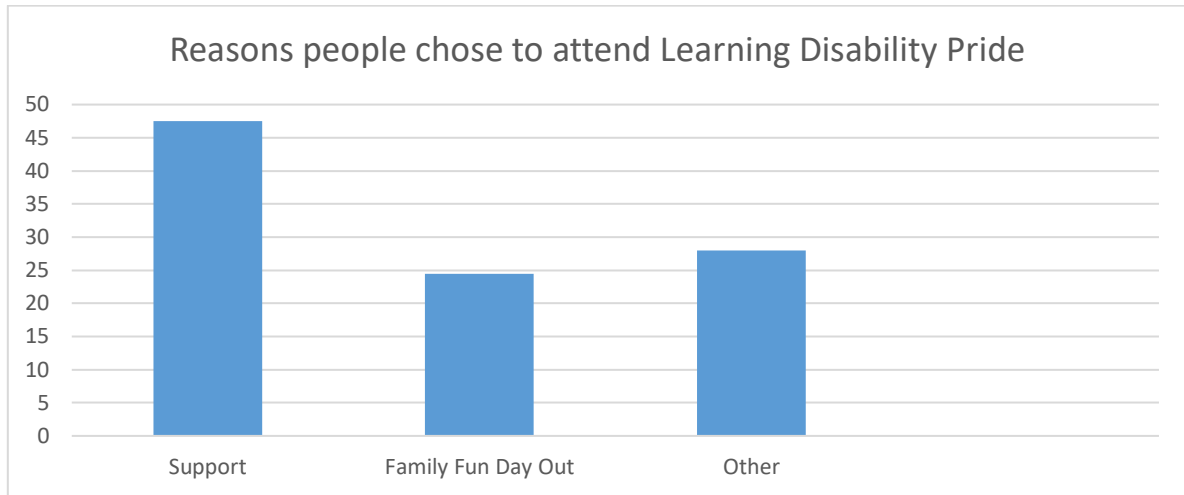


Attendee Survey Results

Information gathered from respondents-

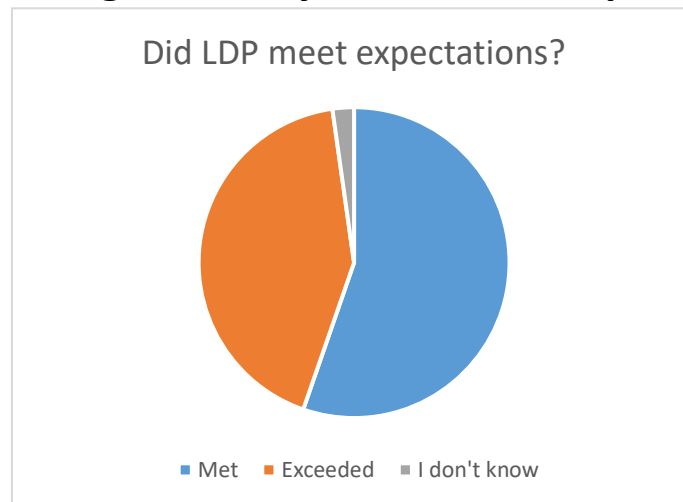
- If any personal connection to Learning Disability
- How they found out about the event
- Where they travelled from
- Why they chose to attend
- Whether the event met their expectations
- If would they attend a similar event in the future
- Their agreement with various statements about the event
- How the event made them feel
- What their favourite parts of the day were
- What they think could have been better organised

Why did people choose to attend Learning Disability Pride?



Support 47.5%	Family Fun/Day Out 24.5%	Other 28%
<p>"I feel it's important to support those who have a LD to be proud of who they are"</p> <p>"I wanted to support the event"</p>	<p>"I wanted to join in the celebrations"</p> <p>"It seemed like a fun family day for an important cause"</p>	<p>"I felt very strongly about the whole event, it's a great empowering thing to celebrate everyone's individuality and differences"</p>

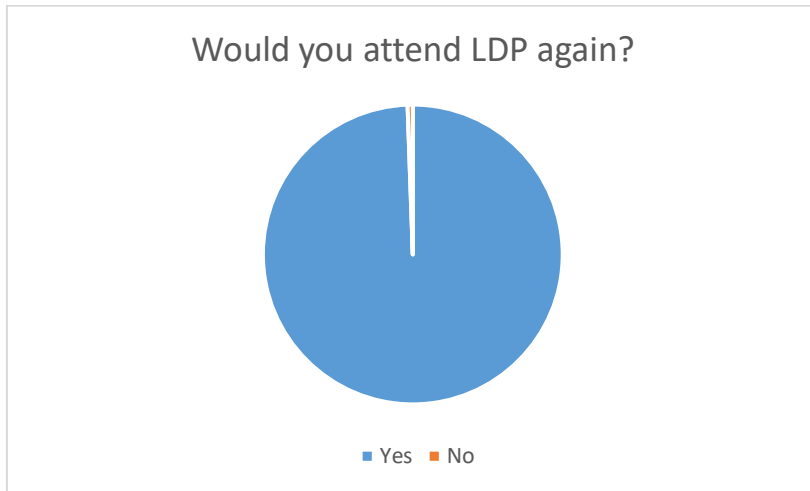
Did Learning Disability Pride meet expectations?



55% stated it **met expectations**, **42.5%** stated it **exceeded expectations**, **2.5%** answered 'I don't know'

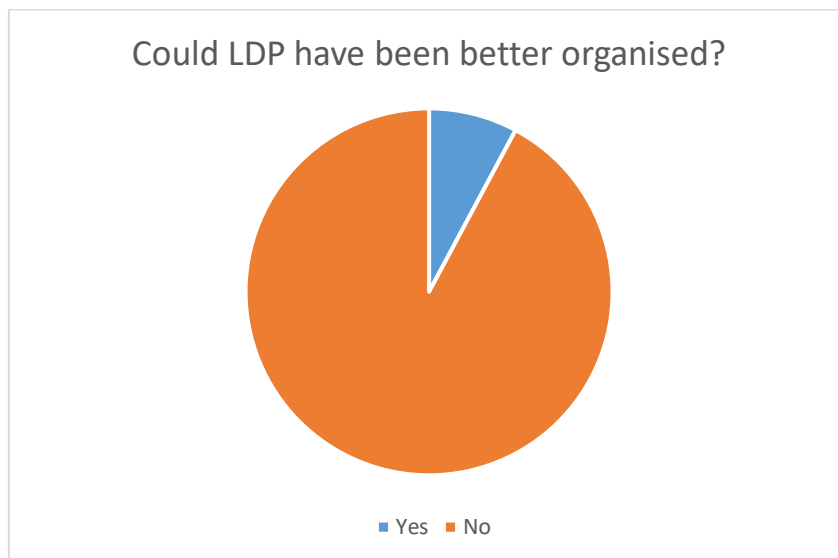
- The vibe and support was amazing
- For the first that it was held in Northern Ireland it was an outstanding turnout
- A day to get out and enjoy. Suitable for everyone, young, old as well as those with and without any disability

Would people attend another LD Pride event?



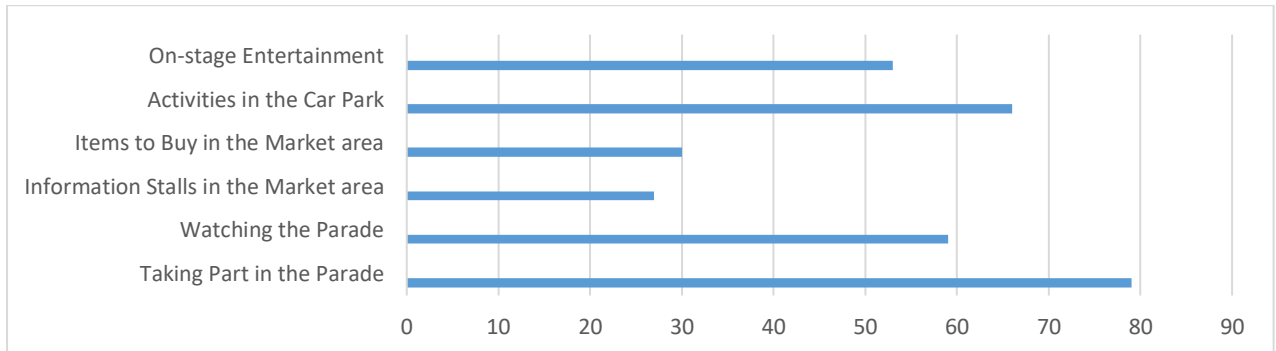
- 99.5% would attend another Learning Disability Pride event.
- 0.5% would only attend again if held at a larger venue.

Did attendees think it could have been better organised?



Yes 7.82%	No 92.18%
"more food" "more music in the parade" "more for the kids" "more space"	"well organised" "a platform for future years"

What did attendees consider the highlights of their day?



44.13%	Taking part in the parade
32.96%	Watching the parade
15.08%	Information stalls
16.76%	Market stalls
36.87%	Activities in the car park
29.61%	On-stage entertainment

Although respondents were able to select more than one highlight, **77.09%** considered **either taking part in or watching the parade** as a highlight.

“So many happy smiling faces. They all looked so proud of themselves and so they should have. So much noise and colour. Wonderful.”

“The buzz of joining everyone to walk in the parade was exciting...give everyone a chance to shine...wave...and feel part of something special.”

“Everyone was enjoying themselves during the parade and had made such an effort to get dressed up and take part.”

“The service users I supported really enjoyed the parade and the community coming out to celebrate with them.”

The whole day...All of it...Everything...It was all great...Really Interesting Stalls...Lots of fun...Dancing...Kids enjoying themselves...Atmosphere was fab...The amount of volunteers...

Statements about Learning Disability Pride

Statement	Agreement
I enjoyed myself	100%
The event positively created awareness of people with learning disabilities	100%
The venue was accessible	99.44%
The content was inclusive for everyone	99.44%
There was helpful information provided to people with learning disabilities and their families	97.77%
I found out more about learning disability	85.47%

“LD Pride was a fantastic opportunity to celebrate the lives of people with learning disabilities in a carnival event that included the whole community. It was a very well organised and enjoyable event for the whole family.”

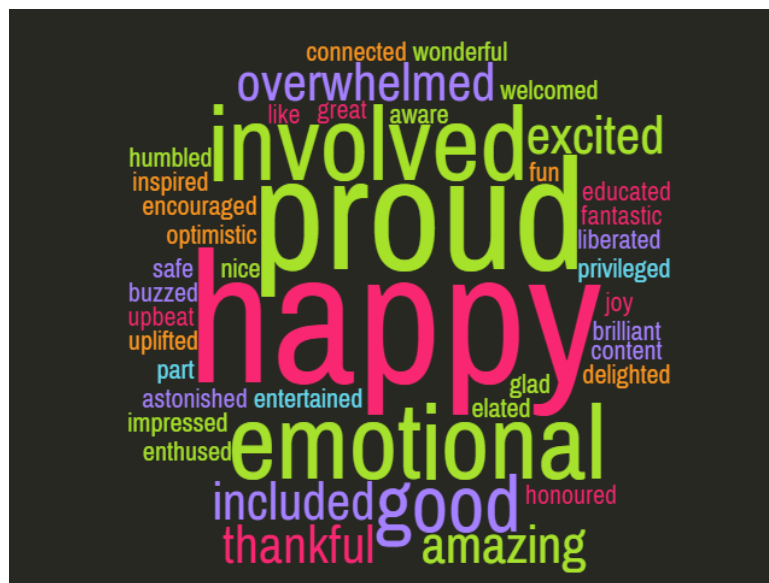
“Carrickfergus had their 1st learning disability pride parade this year that I thought it was a huge success I would like to hear an see other towns do the same. It was a great day and we got a huge turn out and support I would just like to thank everyone who was involved that day and a massive shout out to those who made it happen”

“Good for children and for them to interact – not necessary to have disability to be included”

“Good to see people so happy...brings everyone together”

How did Learning Disability Pride make attendees feel?

Most Popular: 67.83% said they felt **Happy**; 56.77% said they felt **Proud**



Did attendees want to find out more about Learning Disability after the event?

General information about learning disabilities	21.22%
Information on volunteering and fundraising opportunities	11.17%