




## The Blue Badge Scheme

	<p>The Blue Badge scheme allows disabled people to park closer to where they want to get to.</p>
	<p>The scheme helps disabled people to travel independently, either as a driver or passenger.</p>
	<p>When people can park close to where they want to go, they have better access to jobs, services and public places.</p>



Local authorities are in charge of giving out Blue Badges.



You should contact your local authority to check if you can get a Blue Badge.



To use the badge, put it on the dashboard of your vehicle so that the front of the badge is showing.



If you do not display the badge correctly, you might get a parking fine.



You should not give the badge to anyone else.



With a Blue Badge, you can park:

- on single or double yellow lines
- anywhere with a blue wheelchair symbol
- anywhere with an “on street” parking meter or pay-and-display machine.



You may be able to park in other areas but should check before to make sure.



Remember, the Blue Badge does not allow you park anywhere.



For more information about the Blue Badge Scheme go to:

[www.gov.uk/blue-badge-scheme-information-council](http://www.gov.uk/blue-badge-scheme-information-council)